

Happy hue year

Each month, we use one color and its shades to create a project.













































You can use whatever medium calls you: colored pencils, pastels, chalk, markers, paint, watercolor, digital drawing, collage, sculpture, photography.....

Your creativity is the limit!

Here are - a pallet for inspiration, with 4 different shades for each color.

- a bookmark with the color for each month. You can cut it, and put it in your sketchbook or keep it in sight to inspire you.

Jan Feb Mar Apr May Jun Jul Aug Sep Oct Nov Dev

	January
	February
	March
	April
	May
	June
	July
	August
	September
	October
	November
	December